

Hedgerow Survey Form [Important - Please read attached guidance before starting survey]

SURVEYOR DETAILS [tick box if you do not wish these to be recorded on our computer]

NAME:

ADDRESS:

.....

TELEPHONE and/or E-MAIL:.....

SITE DETAILS

DATE: GRID REF: PARISH:

SITE NAME or ADDRESS [if possible, please also draw overleaf a sketch of site]:

.....

OWNER'S ADDRESS:

ADVICE ON ACCESS:

HEDGEROW DETAILS

LENGTH: HEIGHT [av.]: WIDTH [av.]: [all in m.] TOTAL % GAPS:

BANK or DITCH ALONG 50% OF HEDGE [tick box]: 1) bank 2) ditch .

MANAGEMENT [tick box]: defunct , unmanaged , tree-line , trimmed . See also diagram p. 2

ADJACENT LAND [tick box]:

side 1: arable right of way pasture grassland - improved semi-improved unimproved

side 2: arable right of way pasture grassland - improved semi-improved unimproved

FIELD MARGIN [comments & size (m)]: side 1: side 2:

PARALLEL HEDGEROW WITHIN 15 METRES: yes/no

CONNECTED TO OR WITHIN 10 METRES IN A STRAIGHT LINE OF [tick box]:

1) pond 2) broad-leaved woodland 3) another hedgerow

COMMENTS ON HEDGEROW:

.....

.....

.....

.....

.....

.....

.....

NUMBER AND SPECIES OF STANDARD TREES:

.....

.....








[PLEASE SEE OVERLEAF FOR SKETCH PLAN AND SITE NOTES]

Sketch plan of site

N↑

Notes on site

What shape is the hedgerow? – Circle diagram of cross-section that most closely resembles hedgerow.

			
a) Trimmed & dense	b) Intensively managed	c) Untrimmed	d) Tall & leggy
			
e) Untrimmed, with outgrowth	f) Recently coppiced (facing view)	g) Recently laid (facing view)	h) Other – Sketch

Hedgerow Woody Species [tick box if present]

COMMON NAME	SCIENTIFIC NAME	LENGTH 1	LENGTH 2	LENGTH 3
Alder	<i>Alnus glutinosa</i>			
Apple, Crab *	<i>Malus sylvestris</i>			
Ash	<i>Fraxinus excelsior</i>			
Aspen *	<i>Populus tremula</i>			
Beech	<i>Fagus sylvatica</i>			
Birch, Downy/White	<i>Betula pubescens</i>			
Birch, Silver	<i>Betula pendula</i>			
Black Poplar	<i>Populus nigra</i>			
Blackthorn	<i>Prunus spinosa</i>			
Box	<i>Buxus sempervirens</i>			
Broom	<i>Cytisus scoparius</i>			
Buckthorn	<i>Rhamnus cathartica</i>			
Buckthorn, Alder *	<i>Frangula alnus</i>			
Butchers-broom *	<i>Ruscus aculeatus</i>			
Cherry, Bird	<i>Prunus padus</i>			
Cherry, Wild *	<i>Prunus avium</i>			
Cotoneaster, Wild	<i>Cotoneaster integerrimus</i>			
Currant, Downy	<i>Ribes spicatum</i>			
Currant, Mountain	<i>Ribes alpinum</i>			
Dogwood	<i>Cornus sanguinea</i>			
Elder	<i>Sambucus nigra</i>			
Elm * (Wych elm only awi)	<i>Ulmus spp.</i>			
Gooseberry	<i>Ribes uva-crispa</i>			
Gorse	<i>Ulex europaeus</i>			
Gorse, Dwarf	<i>Ulex minor</i>			
Gorse, Western	<i>Ulex gallii</i>			
Guelder-rose *	<i>Viburnum opulus</i>			
Hawthorn	<i>Crataegus monogyna</i>			
Hawthorn, Midland *	<i>Crataegus laevigata</i>			
Hazel	<i>Corylus avellana</i>			
Holly *	<i>Ilex aquifolium</i>			
Hornbeam *	<i>Carpinus betulus</i>			
Juniper, Common	<i>Juniperus communis</i>			
Lime, Large/Broad-leaved	<i>Tilia platyphyllos</i>			
Lime, Small-leaved *	<i>Tilia cordata</i>			
Maple, Field *	<i>Acer campestre</i>			
Mezereon	<i>Daphne mezereum</i>			
Oak, Pedunculate	<i>Quercus robur</i>			
Oak, Sessile *	<i>Quercus petraea</i>			
Osier	<i>Salix viminalis</i>			
Pear, Plymouth	<i>Pyrus cordata</i>			
Pear, Wild	<i>Pyrus pyraister</i>			
Poplar, Grey	<i>Populus canescens</i>			
Poplar, White	<i>Populus alba</i>			
Privet, Wild	<i>Ligustrum vulgare</i>			
Rose * (Field rose only awi)	<i>Rosa spp.</i>			
Rowan	<i>Sorbus aucuparia</i>			
Sea-buckthorn	<i>Hippophae rhamnoides</i>			
Service Tree, Wild *	<i>Sorbus torminalis</i>			
Spindle	<i>Euonymus europaeus</i>			
Spurge-laurel	<i>Daphne laureola</i>			
Walnut	<i>Juglans regia</i>			
Wayfaring-tree	<i>Viburnum lantana</i>			
Whitebeam	<i>Sorbus spp.</i>			
Willow	<i>Salix spp.</i>			
Yew	<i>Taxus baccata</i>			
Chestnut, Sweet (Archaeophyte)	<i>Castanea sativa</i>			
Pine, Scots (Archaeophyte)	<i>Pinus sylvestris</i>			
Sycamore (Neophyte)	<i>Acer pseudoplatanus</i>			
Total number of species				

* = ancient woodland indicator species (SE only)

Hedgerow Climbing Species [tick box if present]

COMMON NAME	SCIENTIFIC NAME		COMMON NAME	SCIENTIFIC NAME	
Bittersweet *	<i>Solanum dulcamara</i>		Honeysuckle	<i>Lonicera periclymenum</i>	
Bramble	<i>Rubus fruticosus</i>		Hop	<i>Humulus lupulus</i>	
Bryony, Black	<i>Tamus communis</i>		Ivy	<i>Hedera helix</i>	
Bryony, White	<i>Bryonia dioica</i>		Travellers Joy	<i>Clematis vitalba</i>	
Hedge Bindweed	<i>Calystegia sepium</i>		Total number of species		

* = ancient woodland indicator species (SE only)

Hedgerow Woodland Species [tick box if present]

COMMON NAME	SCIENTIFIC NAME		COMMON NAME	SCIENTIFIC NAME	
Barren strawberry *	<i>Potentilla sterilis</i>		Oxlip	<i>Primula elatior</i>	
Bluebell *	<i>Hyacinthoides non-scripta</i>		Pignut *	<i>Conopodium majus</i>	
Broad buckler fern	<i>Dryopteris dilatata</i>		Primrose *	<i>Primula vulgaris</i>	
Broad-leaved helleborine *	<i>Epipactis helleborine</i>		Ramsons *	<i>Allium ursinum</i>	
Bugle	<i>Ajuga reptans</i>		Sanicle *	<i>Sanicula europaea</i>	
Common cow-wheat *	<i>Melampyrum pratense</i>		Scaly male fern *	<i>Dryopteris affinis</i>	
Common dog violet	<i>Viola riviniana</i>		Small cow-wheat	<i>Melampyrum sylvaticum</i>	
Common polypody *	<i>Polypodium vulgare</i>		Soft shield fern *	<i>Polystichum setiferum</i>	
Dog's mercury	<i>Mercurialis perennis</i>		Sweet violet	<i>Viola odorata</i>	
Early dog violet *	<i>Viola reichenbachiana</i>		Toothwort *	<i>Lathraea squamaria</i>	
Early purple orchid *	<i>Orchis mascula</i>		Tormentil	<i>Potentilla erecta</i>	
Enchanter's nightshade	<i>Circaea lutetiana</i>		Wild strawberry	<i>Fragaria vesca</i>	
Giant fescue *	<i>Festuca gigantea</i>		Wood anemone *	<i>Anemone nemorosa</i>	
Goldilocks buttercup *	<i>Ranunculus auricomus</i>		Wood avens/Herb bennet	<i>Geum urbanum</i>	
Great bell-flower	<i>Campanula latifolia</i>		Wood false-brome	<i>Brachypodium sylvaticum</i>	
Greater wood-rush *	<i>Luzula sylvatica</i>		Wood horsetail *	<i>Equisetum sylvaticum</i>	
Hairy brome *	<i>Bromus ramosus</i>		Wood meadow-grass *	<i>Poa nemoralis</i>	
Hairy wood-rush *	<i>Luzula pilosa</i>		Wood melick *	<i>Melica uniflora</i>	
Hard fern *	<i>Blechnum spicant</i>		Wood millet *	<i>Milium effusum</i>	
Hard shield fern *	<i>Polystichum aculeatum</i>		Wood sage	<i>Teucrium scorodonia</i>	
Harts tongue *	<i>Asplenium scolopendrium</i>		Wood sedge *	<i>Carex sylvatica</i>	
Heath bedstraw	<i>Galium saxatile</i>		Wood sorrel *	<i>Oxalis acetosella</i>	
Herb-Paris *	<i>Paris quadrifolia</i>		Wood speedwell *	<i>Veronica montana</i>	
Herb-Robert	<i>Geranium robertianum</i>		Wood spurge *	<i>Euphorbia amygdaloides</i>	
Lady fern	<i>Athyrium filix-femina</i>		Woodruff *	<i>Galium odoratum</i>	
Lords-and-ladies	<i>Arum maculatum</i>		Yellow archangel *	<i>Lamiastrum galeobdolon</i>	
Male fern	<i>Dryopteris filix-mas</i>		Yellow pimpernel *	<i>Lysimachia nemorum</i>	
Moschatel *	<i>Adoxa moschatellina</i>				
Narrow buckler fern *	<i>Dryopteris carthusiana</i>				
Nettle-leaved bell-flower *	<i>Campanula trachelium</i>		Total number of species		

* = ancient woodland indicator species (SE only)

Other Species of Ecological Interest [list any such species identified, with comments]:

.....

.....

.....

.....

.....

Please return form to: Sussex Biodiversity Record Centre, SWT Woods Mill, Henfield, West Sussex, BN5 9SD.

[Survey form last modified 06.04.11]